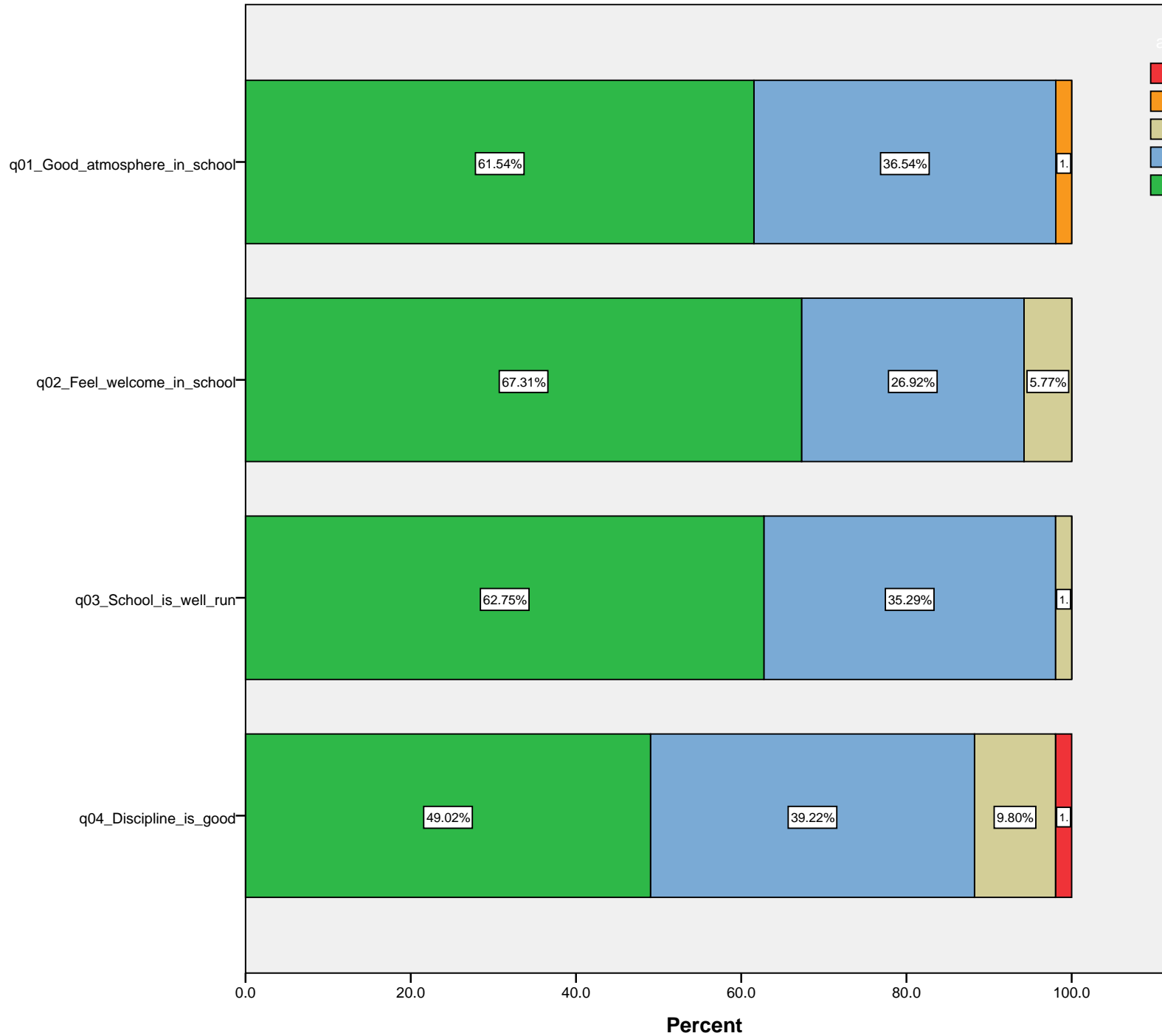


Summary Analysis Parent Data^a

| 11/03/2020 | Strongly Agree | | Agree | | Don't Know | | Disagree | | Strongly Disagree | |
|---|----------------|---------|-------|---------|------------|---------|----------|---------|-------------------|---------|
| | Count | Row N % | Count | Row N % | Count | Row N % | Count | Row N % | Count | Row N % |
| Q1 There is a good atmosphere in the school | 32 | 61.5% | 19 | 36.5% | 0 | 0.0% | 1 | 1.9% | 0 | 0.0% |
| Q2 I feel welcome in the school | 35 | 67.3% | 14 | 26.9% | 3 | 5.8% | 0 | 0.0% | 0 | 0.0% |
| Q3 The school is well run | 32 | 62.7% | 18 | 35.3% | 1 | 2.0% | 0 | 0.0% | 0 | 0.0% |
| Q4 Discipline is good in the school | 25 | 49.0% | 20 | 39.2% | 5 | 9.8% | 0 | 0.0% | 1 | 2.0% |
| Q5 My child feels safe and well looked after in the school | 27 | 51.9% | 24 | 46.2% | 1 | 1.9% | 0 | 0.0% | 0 | 0.0% |
| Q6 My child is treated fairly and respectfully in the school | 28 | 53.8% | 23 | 44.2% | 1 | 1.9% | 0 | 0.0% | 0 | 0.0% |
| Q7 The school helps my child's social and personal development | 35 | 67.3% | 15 | 28.8% | 1 | 1.9% | 1 | 1.9% | 0 | 0.0% |
| Q8 I have been informed of the school's code of behaviour_school rules | 34 | 65.4% | 15 | 28.8% | 3 | 5.8% | 0 | 0.0% | 0 | 0.0% |
| Q9 I have been informed of the school's anti bullying policy | 32 | 62.7% | 15 | 29.4% | 4 | 7.8% | 0 | 0.0% | 0 | 0.0% |
| Q10 I know who to approach in the school if my child experiences bullying | 35 | 68.6% | 13 | 25.5% | 3 | 5.9% | 0 | 0.0% | 0 | 0.0% |
| Q11 I am confident that if my child experiences bullying the school will act promptly and effectively | 33 | 63.5% | 16 | 30.8% | 3 | 5.8% | 0 | 0.0% | 0 | 0.0% |
| Q12 My child enjoys school | 37 | 71.2% | 14 | 26.9% | 0 | 0.0% | 0 | 0.0% | 1 | 1.9% |
| Q13 Teaching is good in the school | 32 | 61.5% | 20 | 38.5% | 0 | 0.0% | 0 | 0.0% | 0 | 0.0% |
| Q14 I have been informed of the details of the relationships and sexuality policy of the school | 23 | 45.1% | 14 | 27.5% | 12 | 23.5% | 2 | 3.9% | 0 | 0.0% |
| Q15 The school is helping my child to progress with reading | 32 | 62.7% | 18 | 35.3% | 1 | 2.0% | 0 | 0.0% | 0 | 0.0% |
| Q16 The school is helping my child to progress in Maths | 35 | 67.3% | 13 | 25.0% | 4 | 7.7% | 0 | 0.0% | 0 | 0.0% |
| Q17 My child has a PE lesson each week | 32 | 62.7% | 12 | 23.5% | 6 | 11.8% | 1 | 2.0% | 0 | 0.0% |
| Q18 My child is doing well in school | 27 | 51.9% | 22 | 42.3% | 3 | 5.8% | 0 | 0.0% | 0 | 0.0% |
| Q19 I am happy with the amount of homework my child gets | 22 | 43.1% | 24 | 47.1% | 2 | 3.9% | 2 | 3.9% | 1 | 2.0% |
| Q20 School reports give me a good picture of how my child is doing | 26 | 50.0% | 21 | 40.4% | 1 | 1.9% | 3 | 5.8% | 1 | 1.9% |
| Q21 The school consults me if my child needs extra help | 26 | 51.0% | 21 | 41.2% | 4 | 7.8% | 0 | 0.0% | 0 | 0.0% |
| Q22 I know who to talk to in the school if there is a problem | 37 | 71.2% | 14 | 26.9% | 1 | 1.9% | 0 | 0.0% | 0 | 0.0% |
| Q23 I am satisfied with the arrangements for parent_teacher meetings | 30 | 57.7% | 17 | 32.7% | 4 | 7.7% | 1 | 1.9% | 0 | 0.0% |
| Q24 The school regularly seeks the views of parents on school matters | 28 | 53.8% | 19 | 36.5% | 5 | 9.6% | 0 | 0.0% | 0 | 0.0% |
| Q25 The board of management reports annually to parents on the work of the school | 32 | 61.5% | 16 | 30.8% | 4 | 7.7% | 0 | 0.0% | 0 | 0.0% |
| Q26 The parents association keeps me informed about its work | 21 | 41.2% | 24 | 47.1% | 5 | 9.8% | 1 | 2.0% | 0 | 0.0% |
| Q27 Overall I am happy with the school | 38 | 73.1% | 13 | 25.0% | 1 | 1.9% | 0 | 0.0% | 0 | 0.0% |

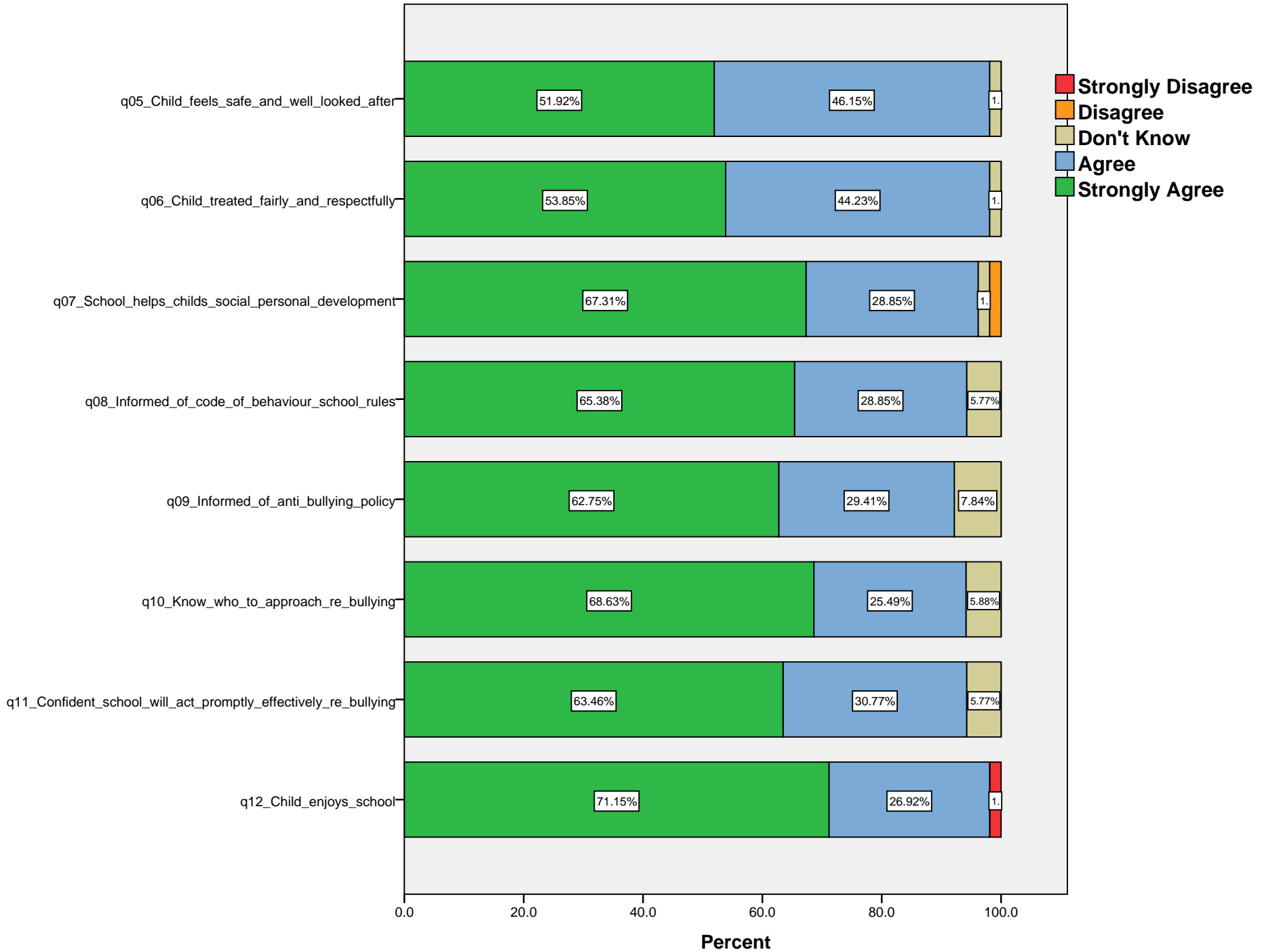
a. Roll = 20440Q

The_school_in_general

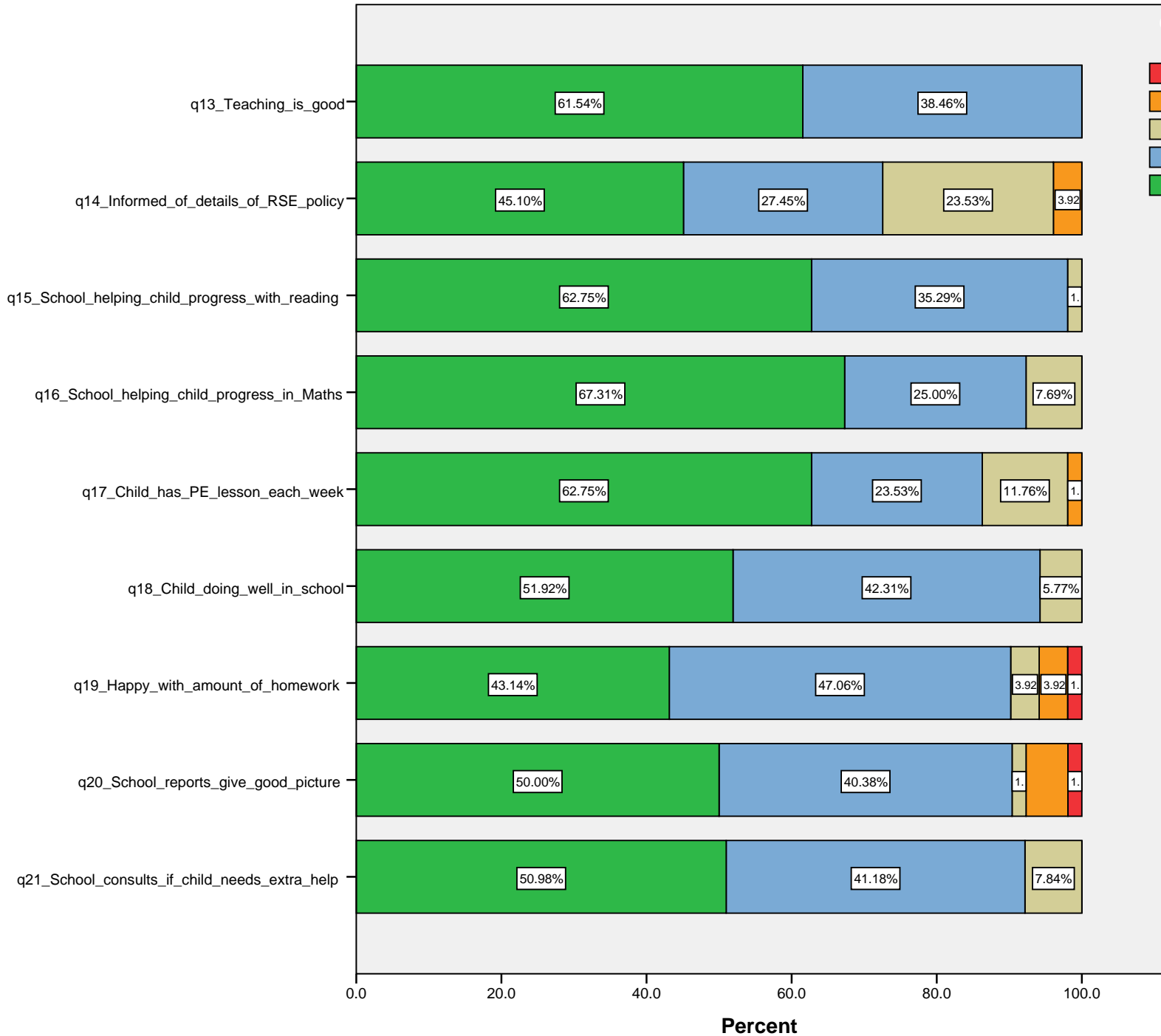


- Strongly Disagree
- Disagree
- Don't Know
- Agree
- Strongly Agree

The_school_and_my_child



Teaching_and_learning_in_the_school



- Strongly Disagree
- Disagree
- Don't Know
- Agree
- Strongly Agree

The_school_and_parents

